

## Unit (01)

### Me, My family and My friends.

انا ,عائلتي و اصدقائي

السلام عليكم و رحمة الله و بركاته.

هذا المنشور يلخص الوحدة الاولى لسنة الثالثة ابتدائي موجه لكل من الاولياء و الاساتذة

#### 1 | Family members' أفراد العائلة

الاب	الام	الاخ	الاخت	الجد	الجدة
Father	Mother	Brother	Sister	Grandfather	Grandmother
					

#### 2 | Greeting & leave taking | لقاء التحيّة و التوديع

Hello	مرحباً
Good bye	الوداع / الى اللقاء

#### 3 | Numbers | الأرقام (0→10)

Zero	One	Two	Three	Four	Five	Six	Seven	Eight	Nine	Ten
0	1	2	3	4	5	6	7	8	9	10

#### 4 | Asking about name & age | السؤال عن الاسم و العمر

What is your name ?	ما اسمك؟	How old are you ?	كم عمرك؟
My name is.... / I am....	اسمي...	I am ... years old / I am...	عمري.... سنوات

#### 5 | Introduce oneself / تقديم النفس

<b>Hello</b> - My name is... / I am.... - I am....Years old / I am .... - I live in.... - I speak Arabic, English and French <b>Good bye!</b>	<b>مرحباً</b> - اسمي... - عمري... سنوات - أسكن / اعيش في... - أتكلم العربية والإنجليزية والفرنسية <b>وداعاً!</b>
--	---

#### 6 | Handwriting / كتابة الحروف

(I/i) (J/j) (T/t) (L/l) (U/u)

**Teacher : Djedei Abderrahman**



Write He  or She 

1.



\_\_\_\_\_

2.



\_\_\_\_\_

3.



\_\_\_\_\_

4.



\_\_\_\_\_

5.



\_\_\_\_\_

6.



\_\_\_\_\_

Draw a Line From the Number to Its' Name

7

One

3

Ten

5

Seven

2

Three

0

Nine

8

Five

4

Four

9

Eight

10

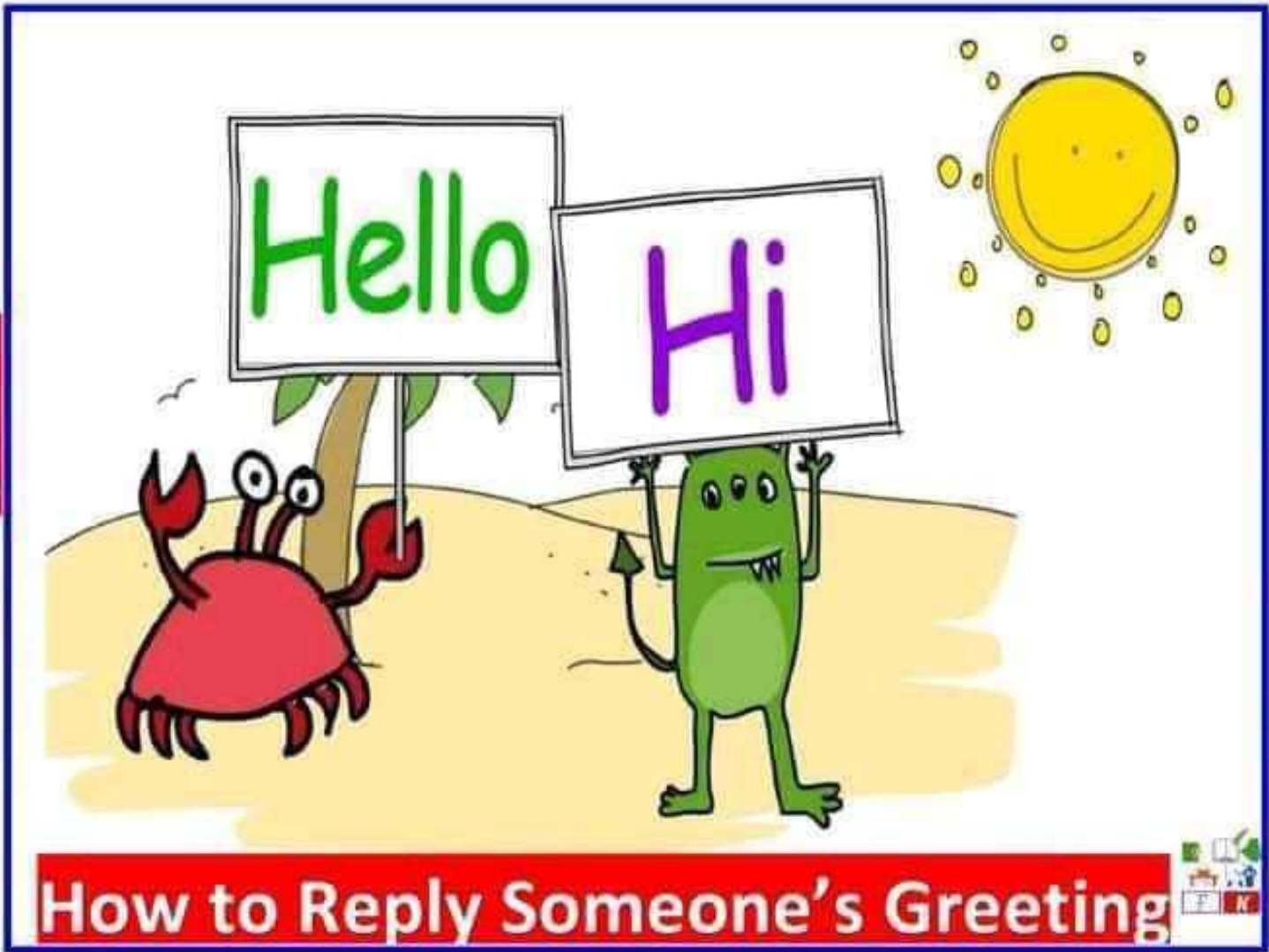
Six

6

Two

1

Zero



# Test

Text

Hello! My name is Ryad. I am 13.  
What is your name?

## Task1: Choose the correct answer

1) My name is : a) Reda      b) Ryad      c) Amir

2) I am :                      a) 12                      b) 14                      c) 13

## Task 2 Circle the right capital letter for each small letter.

a	→	A / V
j	→	G / J
l	→	I./ L
n	→	M./...N
v	→	V../...W
d.	→	D../...B

## Task4: Add the missing letters to the following words of greeting

He...o

Goo...bye

## Task6: Complete with your personal information

What is your name?

My name is.....

How old are you?

I am.....

Name : .....

class : year 3

test 2

\*\*\*\*\*

English

Task 1 : Listen and match

للأستاذة عبد الرزاق شيراز



○ mother      ○ father      ○ brother      ○ sister      ○ mum

Task 2 : count and match

2

4

6

10

four

two

ten

six

Task 3 : colour the right box

\* what is your name ?

my name is Chiraz

I'm 8

hello

Task 4 : listen and write ( l - i )

6

s..x

,



hel..o

Name : .....

class : year 3

Test 03

01 November 1954



Task 1: Read and complete the the words with **a o i**



**S.... ster**   **M.... ther**   **F....ther**

Task 2: Write the number:

- **One**  - Five

- **Nine**  - **four**

Task 3: Tick the right greeting

- **Hlleo**                      - **Holle**                      - **Hello**
- **Good bay**                - **Good bey**                - **Good bye**

Task 4: Match

- **He**
- **She**

صفحة بر اعم اللغة الإنجليزية للسنة الثالثة ابتدائي



NAME: \_\_\_\_\_

CLASS: \_\_\_\_\_

Match the pictures with the correct greetings.



good night



good morning



hello



goodbye





**Hi, My name is**

---

---

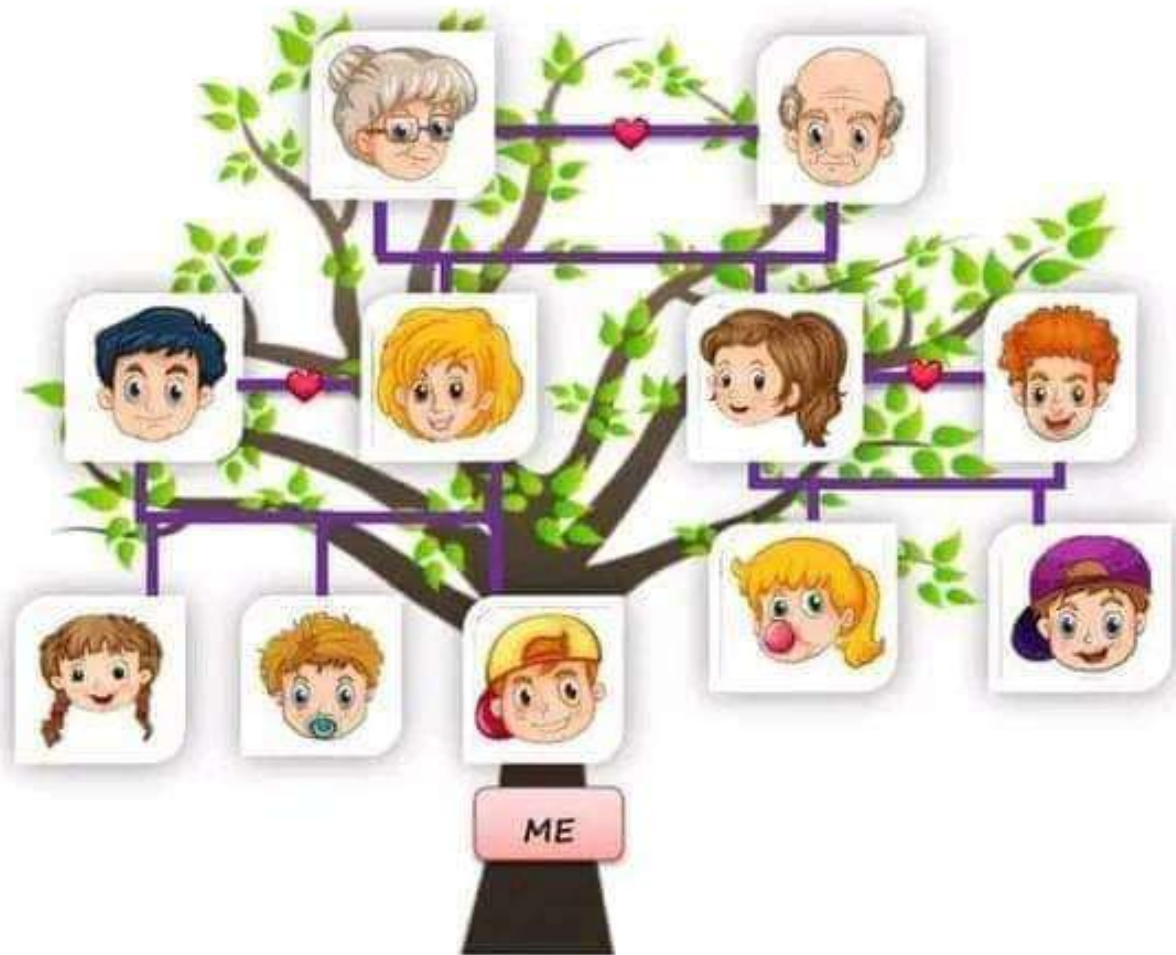
---

**I am \_\_\_\_\_ years old.**








# THE FAMILY

1-LOOK AT THE FAMILY TREE



2 -CHOOSE THE CORRECT OPTION

-  THIS IS MY \_\_\_\_\_
-  THIS IS MY \_\_\_\_\_
-  THIS IS MY \_\_\_\_\_
-  THIS IS MY \_\_\_\_\_
-  THIS IS MY \_\_\_\_\_

-  THIS IS MY \_\_\_\_\_
-  THIS IS MY \_\_\_\_\_
-  THIS IS MY \_\_\_\_\_
-  THIS IS MY \_\_\_\_\_
-  THIS IS MY \_\_\_\_\_



**English Year 3**  
**Introduce yourself**

المعلمة: سناء بونيف

Name: .....

Day : .....

Mark: .....

**1-Fill in the gaps:**

**Algeria - Lina - 9 .**

**Hello**, I am ....., I am..... years old, I live in .....  
I speak arabic english and french.

- What is your name ?
- My name is .....
  
- How old are you ?
- I am .....
  
- How old is she ?
- She is .....
  
- How old is he ?
- He is .....










# FAMILY

Date: .....

Name: .....

Class: Kiddy 1B

## Exercise 1: Point and say:

 mommy	 daddy	 brother	 sister
 grandpa	 grandma	 uncle	 aunt

## Exercise 2: Look and match:

	<span style="border: 1px solid black; border-radius: 10px; padding: 5px;">daddy</span>	
	<span style="border: 1px solid black; border-radius: 10px; padding: 5px;">mommy</span>	
	<span style="border: 1px solid black; border-radius: 10px; padding: 5px;">brother</span>	
	<span style="border: 1px solid black; border-radius: 10px; padding: 5px;">sister</span>	
	<span style="border: 1px solid black; border-radius: 10px; padding: 5px;">grandpa</span>	
	<span style="border: 1px solid black; border-radius: 10px; padding: 5px;">grandma</span>	
	<span style="border: 1px solid black; border-radius: 10px; padding: 5px;">uncle</span>	
	<span style="border: 1px solid black; border-radius: 10px; padding: 5px;">aunt</span>	

# THE FAMILY


© MATCH

BABY  
GRANDAD  
MUM



BROTHER  
GRANNY  
DAD  
SISTER

© LABEL





# RHYTHMS KINDERWORLD

An initiative of Apeejay Styra Group

Name..... Date..... Class: Kinderkids



## He/She



Circle the appropriate word



He

She



He

She



He

She



He

She



He

She



He

She



He

She



He

She



He

She



He

She



He

She



He

She